



WELCOME

A row of seven 3D figures, each holding a large, colorful letter to spell out the word 'WELCOME'. The letters are red, orange, yellow, light green, and dark green. The figures are small, white, and have a simple, rounded design.

Welcome to Year 3!



WELCOME

A string of seven colorful paper letters, each held by a small wooden clothespin. The letters are red, pink, yellow, light green, red, purple, and yellow. The string is slightly curved, and the letters are arranged to spell out the word 'WELCOME'.

Who's Who In Year 3?

3HB

Miss Bethel (teacher)

3GT

Miss Ismail (teacher)

Meet The Staff

3RB

Mrs Reid (teacher - Mon, Tues, Wed)

Miss Barks (teacher - Wed, Thurs, Fri)

Year 3 TAs are Mrs Chakravarty (Mrs C), Mrs Karavdra, Miss Freeland, Mrs Debell, Mrs Geary.

Team Leader for Year 3 and 4 is Mrs Wilmot

Year 3 Welcome Meeting

Our aims:

- to help your child make a smooth transition between KS1 and KS2**
- to inform you about the routines and expectations in Year 3**
- to give suggestions for how you could support your child in their learning**

Communication between school and parents

- In Year 3, we do not use Class Dojo to communicate with you.
- If you need to speak to one of us, the best thing to do is either catch us on the door in the morning if it's a quick query, or email or phone the office and someone will forward your email to the relevant member of staff.
- We will always try to get back to you as quickly as we can, at a time when we are not teaching the children.

Trips, Visits, Money etc

Mrs Monaghan, our school's business manager, has asked us to pass on the following information:

- Parentpay accounts have an archive and all letters and information are sent out on this to you. Please try to consult this before ringing the office for information.**
- The school website and the newsletter are a good source of information to support parents and children.**

Thank you.

KS2 changes compared to KS1

Attendance is very important and includes arriving by 8.45am.
There is an 'open door' policy from 8.35am to drop your child off.

Break time is at 11.00am until 11.15am

Lunch time 12.30pm – 1.30pm

Children will need their own healthy snack for break time in Key Stage 2. Please name their snack box with their name and class.

They are not provided with fruit in KS2.

Children need a water bottle in school with their name on. This applies particularly to 3RB which does NOT have it's own water fountain!

Children wear a shirt and school tie from Year 3 onwards, not a polo shirt as in Key Stage 1

Please name their uniform.

Year 3 Curriculum

- **Core subjects - English (including Spag and Guided Reading), Maths, Science and Computing.**
- **Foundation Subjects - Topic (Geography and History), PE (Physical Education), Religious Education (RE), Design and Technology (DT), Personal, Social, Health, Citizenship Education, (PSHCE) Music, French and Art.**
- **During Year 3 we will be going swimming (usually in the summer term) and learning how to play the recorder.**

This term's topic



- Topics change each half term and provide the focus for English and Topic work.
- This term we are looking at Pre-history, The Stone Age to Iron Age and after half term we will be taking a Road Trip around Great Britain.
- In Science will look at Rocks and Soils, then we will be finding out all about Animals including Humans, their diet and skeletons. We will do lots of investigating!
- You will find more details of what we will be covering, in the curriculum statements on our website.

- **HHPS offers all children a creative approach to the curriculum across both key stages.**
- **This means, that where possible, subjects will be linked in with each other to give children a greater understanding and interest in what they are learning.**
- **Year 3 children are allocated a Chrome Book to use at school. We teach them about online safety and monitor their use at school.**
- **We want to ask you to raise your awareness of checking what your child is doing online out of school including how they use their mobile phones at home.**

Equipment needed




What does your child need for PE?

- PE is usually on Tuesdays, Wednesdays and Thursdays for 3RB, but days sometimes do change. Please make sure PE kit is in on a Monday for the whole week.
- Children need complete PE kit including black shorts, plain white T-shirt (or one with a school logo), plain black tracksuit bottoms or leggings, a plain black sweatshirt or back tracksuit top and appropriate trainers or pumps.

Safety in PE lessons

- **NO jewellery to be worn for PE lessons – please take earrings out as we are not allowed to use micropore tape anymore.**
- **If children are wearing earrings to school, they must be small studs and not on a PE day! Nothing dangly or hoops at school on any day.**
- **Please ensure hair is tied back.**
- **Please make sure that all school uniform, PE kit and equipment is named and in school all week as the timetable often changes!**

Homework



What do Year 3 do for homework?

Homework expectations are as follows:

- Children need to read to you at home at least three times a week. Please sign their reading record and date it, to show pages they have read.
- Ask your child questions about the text to check their understanding.
- Books are changed by the children themselves when they finished, to encourage independence. Talk to us if this is not happening!
- Children need their reading book and reading record in school every day. Some children will be target readers and they will be heard when there are opportunities to do so. Everyone will do guided reading during the week.

What do Year 3 do for homework?

- Homework is set on a Thursday and is due in on the following Tuesday. Children are set a piece of Maths (yellow book) and Topic based sheet in (big pink book). Children may be set something different if they need it.
- Pink book homework comes as a sheet of tasks stuck into the front. Children choose one task to be completed each week. Please date the task so that we can see your child has completed it.
- Spellings are tested weekly and come home on a half termly spellings sheet.
- Times tables and related division facts will be tested in preparation for the Yr 4 times tables test. Fast fact recall is very important so please support your children when learning times tables.

Possible problems and worries

- **If your child has difficulty with any homework task, please do not hesitate to ask their teacher for advice straightaway.**
- **There is no need for your child to spend hours on any task! If they have spent some time and have not finished, you may feel it appropriate to stop them and write a note to their teacher in the book.**
- **Homework needs to be given in on time to give us a chance to mark it before we give out the following week's homework.**
- **We thank you for your support with your child's homework and with the regular short reading sessions, the learning of spellings and their times tables at home.**

Reading

- Targeted children will have one to one reading opportunities.
- Children will read texts within lessons and will have regular guided reading/text detective sessions with the teacher to make sure they can unpick and understand different text extracts. There are many opportunities to read within lessons.
- Children are given the independence to choose their own reading books within a book band colour, given by their teacher. These bands were passed to us by your child's previous teacher.

Reading

Please try to read with your child every day. It is not just about reading the words but understanding the text too!

Little and often is best ie 5 to 10 minutes a day.

If your child is reading their own book, they can write in their reading record the pages they have read.

What if my child is struggling with the book they are reading?

- Are they using picture cues/diagrams/illustrations to help?
- Praise their effort.
- Don't be afraid to take over and read to them to show them what a sentence or some speech sounds like.
- Talk to the class teacher or write in the reading record to communicate any concerns. We are happy to help.

As your child begins to develop as a reader

- Allow them to re-read favourite books over and over again.
- If they don't want to read the whole book, take turns.
- If they make a mistake, try to work out the word together and see if the sentence makes sense, then re-read the sentence.
- Children's reading development is not always predictable.
- Keep reading to them – everyone loves a story!
- Let them see you reading for pleasure.

Maths

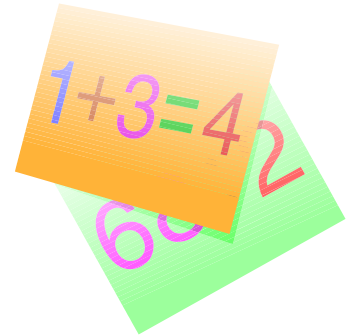


- As well as covering the Year 3 curriculum we focus on times tables and your child will have a password and username given to them, to play **TT Rockstars** to support them with this.
- Children are expected to know all times tables and division facts to 12×12 by the end of Year 4, according to the National Curriculum, and they are tested nationally in Year 4 to check this.
- Children need to learn their times tables to help them to manage the curriculum in Year 3.
- Children have problem solving opportunities in lessons to use and apply their skills.
- All work is differentiated to suit the needs of your child.

English

- We teach different techniques to enhance writing.
- We have regular independent writing sessions.
- We have dedicated Grammar and Phonics lessons (Spag).
- We have weekly Spelling lessons and a weekly spelling test.
- We explore and learn to write in a wide range of genres
- English lessons are linked to our topics where possible.

Meeting your child's

needs



Will my child manage the work?

- Just as in KS1, we make sure that challenges and activities are differentiated to meet your child's needs, either by task, by level of support or by expected outcome.
- We are constantly informally assessing your child's progress, to make sure appropriate challenge or support is given. The first few weeks are about settling in happily and getting used to Key Stage 2 routines and expectations.

Safeguarding

- **Safeguarding**
- Under the Education Act 2002 (section 175), schools must “make arrangements to safeguard and promote the welfare of children”.
- We will endeavour to provide a safe and welcoming environment where children are respected and valued.
- Schools and their staff are an important part of the wider safeguarding system for children.
- Safeguarding and promoting the welfare of children is defined for the purposes of this guidance as:
 - protecting children from maltreatment
 - preventing impairment of children’s health or development
 - ensuring that children grow up in circumstances consistent with the provision of safe and effective care
 - taking action to enable all children to have the best outcomes
- If you have any concerns about safeguarding or the welfare of any pupil at our school, you can talk with any member of school staff. We also have six key contacts who lead on Safeguarding.

Safeguarding Single Point of Contact (SPOC)



Andy Lyons
Headteacher
Designated Safeguarding Lead
Prevent Lead

A **Single Point of Contact (SPOC)** is a person serving as a coordinator or focal point of information concerning Safeguarding, including PREVENT issues. A SPOC is used in many cases where information is time-sensitive and accuracy is important.

The size of our school enables us to have four Safeguarding Leads.

In addition, we have Online Safety Lead and a Governor Safeguarding Lead.



Amanda Christophi
Assistant Headteacher
KS2 SENDCo
Designated Safeguarding Lead
Domestic Abuse Lead



Anne Sullivan
EYFS/KS1 SENDCo
Deputy Designated Safeguarding Lead



Duncan Milner
Online Safety Lead



Carolynne Hunt
Governor Safeguarding Lead



Rebecca Colbert
Attendance
Deputy Designated Safeguarding Lead

And finally.....

- Children will be issued with a Chrome Book and passwords and usernames for educational games and activities as and when they are allocated.
- Please do not change these at home and stress they are for their use only – we keep a record of these.
- Please come and talk to us if you have any worries or concerns.
- We want to make sure that your child is happy and successful in Year 3.
- We will provide a list of useful websites for you and your child.
- Thank you for listening. We look forward to a successful and happy year working with you.

