

welcome to Year 2



Main Aims

- ❖ To help your child make a smooth transition between Year 1 and 2
 - ❖ To inform you about routines and expectations throughout Year 2
 - ❖ To give suggestions for how you could support your child in their learning



Safeguarding

Under the Education Act 2002 (section 175), schools must “make arrangements to safeguard and promote the welfare of children”.

We will endeavour to provide a safe and welcoming environment where children are respected and valued.

Schools and their staff are an important part of the wider safeguarding system for children.

Safeguarding and promoting the welfare of children is defined for the purposes of this guidance as:

- protecting children from maltreatment
- preventing impairment of children’s health or development
- ensuring that children grow up in circumstances consistent with the provision of safe and effective care
- taking action to enable all children to have the best outcomes



If you have any concerns about safeguarding or the welfare of any pupil at our school, you can talk with any member of school staff. We also have key contacts who lead on Safeguarding.

Safeguarding Single Point of Contact (SPOC)



Andy Lyons
Headteacher
Designated Safeguarding Lead
Prevent Lead

A Single Point of Contact (SPOC) is a person serving as a coordinator or focal point of information concerning Safeguarding, including PREVENT issues. A SPOC is used in many cases where information is time-sensitive and accuracy is important.

The size of our school enables us to have four Safeguarding Leads.

In addition, we have Online Safety Lead and a Governor Safeguarding Lead.



Amanda Christophi
Assistant Headteacher
KS2 SENDCo
Designated Safeguarding Lead
Domestic Abuse Lead



Anne Sullivan
EYFS/KS1 SENDCo
Deputy Designated Safeguarding Lead



Duncan Milner
Online Safety Lead



Carlyne Hunt
Governor Safeguarding Lead



Rebecca Colbert
Attendance
Deputy Designated Safeguarding Lead

Staff in Year 2

2RW – Seacole Class

Class teacher: Mrs Wilding

TAs: Mrs Moore, Miss Durnin



2AS – Nightingale Class

Class teacher: Miss Shepherd


TAs: Mrs Fewtrell, Mrs Braybrook,
Mrs Shevlane



2RK – Cavell Class

Class teacher: Miss Kelly

TA: Mrs M



Staff in Year 2



Mrs McCracken
- Pupil Premium



Mrs Arora
- PPA



Mrs Brooker
- Every Child Counts



Mrs Todisco
- Every child a Reader



Mrs Prosser
- PPA



Mrs Firth
- Music teacher



A year in Year 2

AUTUMN 1 Journeys around the UK	AUTUMN 2 Fire, Fire	SPRING 1 Nurses	SPRING 2 Seasides	SUMMER 1 Memory Box	SUMMER 2 Sensational Safari
--	-------------------------------	---------------------------	-----------------------------	-------------------------------	--

There will be more information on the school website under class pages. This will give you more detail about the activities your child will take part in.



A day in Year 2

Every day will be slightly different but an average day may include:

Morning task

Reading

English

Break

Phonics/Spelling

Fluency bee

Maths

Lunch

Topic

Break

Topic



Resources

Your child does not need to bring in any stationary or a pencil case.

All resources needed will be provided by school.

Please make sure your child is not bringing in any toys or other objects from home.



Spellings and Mental Maths

- ❑ Each term, your child will bring home sheets with mental maths and spelling. The sheet will contain the mental maths and spellings for the whole term.
- ❑ During the Monday session, children listen to the words/questions being called out (in a mixed order) and write them down in a list in their book.
- ❑ The sheet is dated so you know which list to learn each week.
- ❑ In Year 4, every child will complete a times table test, they will need to know all facts up to 12×12 .

Date

I know the 2 x table

$$0 \times 2 = 0$$

$$1 \times 2 = 2$$

$$2 \times 2 = 4$$

$$3 \times 2 = 6$$

$$4 \times 2 = 8$$

$$5 \times 2 = 10$$

$$6 \times 2 = 12$$

$$7 \times 2 = 14$$

$$8 \times 2 = 16$$

$$9 \times 2 = 18$$

$$10 \times 2 = 20$$

Date

ay words

replay

delay

delayed

played

spray


saying

paying


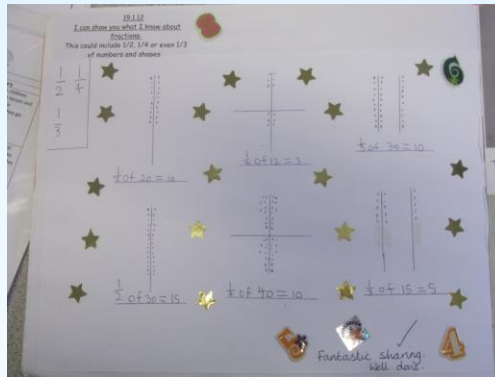
praying



Homework




- ❑ Every child will have a homework book and folder. These will be sent home on a Thursday and collected in on a Tuesday.
- ❑ The objectives are linked to the work being carried out in class for that week or the following week. This could be for Maths, English or topic lessons.
- ❑ Please be aware that homework will no longer be shared on Classdojo. All information for the weeks homework will be in the folder or book.



Reading Books



- Reading books are changed on a Friday.
- Reading diaries will be collected every Friday and a record kept when they have read at home.
- Children will need to bring their reading book to school EVERYDAY.
- In year 2, we look more at developing reading comprehension skills – children’s understanding of what they have read. Are children able to retell events and infer meaning from the text?
- Please aim to listen to your child read at least 3 times a week and dated and sign each time they read.
- We greatly appreciate your support with hearing your child read regularly at home and discussing what has been read.





P.E.

- Children will need plain jogging bottoms and a sweatshirt as well as indoor P.E. kit and trainers/plimsolls to make the most of these sessions.
- Please include a spare pairs of socks (especially if wearing tights).
- All jewellery will need to be removed and hair tied up.
- We are unable to remove or insert earrings. Please ensure earrings are removed at home. We are not able to tape earrings.
- Children should also have their P.E. kit in school all week as these days may change.
- Please make sure that everything, including uniform, is clearly named.





P.E.

- ❑ 2RW – Monday and Tuesday
- ❑ 2AS – Monday and Wednesday
- ❑ 2RK – Monday and Thursday

Please ensure your child has their PE kit in school for the full week.




Uniform



Our Uniform is:

- **Grey/black trousers, shorts or skirt.**
- **White polo top**
- **V Neck burgundy jumper or cardigan**
- **Blue checked summer dress**
- **Suitable black school shoes**
- **No nail varnish or jewellery except stud earrings.**



Phonics

- Children participate in phonic or spelling sessions. This helps to build upon their knowledge gained throughout year 1.
- Phonics helps to improve and develop children's reading and writing skills.

Below are some useful website with resources and a video of how to correctly pronounce all sounds.

<https://www.phonicsplay.co.uk/>
<https://www.youtube.com/watch?v=UCI2mu7URBc>

Handwriting



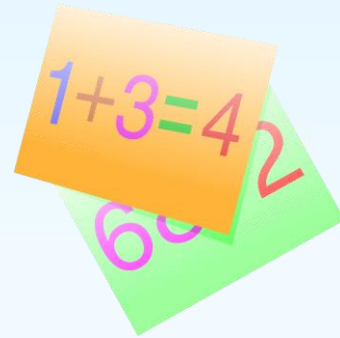
- Revision of letter formation from year 1.
- Learning how to join their writing.




Meeting the Needs of the Children

We have high expectations of all pupils and want all to reach their full potential.

Tasks are differentiated to meet children's needs either by task, by level of support or by expected outcome.



Assessment



Assessment FOR learning

Assessment is an ongoing process.

Throughout every lesson, the teacher will be assessing where the children are in their learning. This assessment will help the teacher to adapt the lesson as needed or feed into future planning to enable children's needs to be met.

Children may move around tables on a regular basis so their learning enables them to progress based on their needs.



Assessment OF learning

It is necessary at certain times for assessment to take place in the form of tests. This enables teachers to check children's progress, particularly at the end of a unit of work or school year.

Although Year 2 no longer have to administer the Year 2 SAT papers, the children will carry out end of topic/term tests.



How to help at home

- Daily reading – Please watch the videos on the school website to support your child when reading at home.

<https://www.hampton-hargate.peterborough.sch.uk/page/?title=Curriculum&pid=81>

- Phonics practise at home including 'real' and 'nonsense' words.
- Times Tables Rock Stars/Numbots – children will have a username and password.



How to help at home – online safety

In school, we use a **filtering system** to **prevent children accessing inappropriate content**. **Every term** we work in class to refresh and remind children of the importance of **e-safety** and **how to stay safe online**.

At home, children can sometimes be given unsupervised access to the Internet. This potentially allows them to access all kinds of society (both good and bad) and bring it into their homes. Please can we encourage you as parents/carers to **maintain a regular dialogue** with your child to understand how their online lives develop and change over time. Please talk to your child about **what they are doing online** and, wherever possible, use online devices in a shared area at home so that you can all share in the various apps and sites that are available online. This helps to ensure that the **important messages given out in school are reinforced at home**.



=



Thank you!

If you have any questions, please speak to a member of the
Year 2 team.

